



Total Solution Provider in Saw Device

SA1090HP

Wireless, RF SAW Filter
Revision 0: July 2011



- Electrical Characteristics
 - Package Dimensions
 - Testing Environment
 - Frequency Characteristics
-

SAWNICS Inc.

460 Cheonheung-ri, Seonggeo-eup, Cheonan-si, Chungcheongnam-do, 330-836 / Korea.
Tel: +82 41 550 9372 / Fax: +82 41 550 9399 / www.sawnics.com

□ Electrical Characteristics

Maximum Ratings

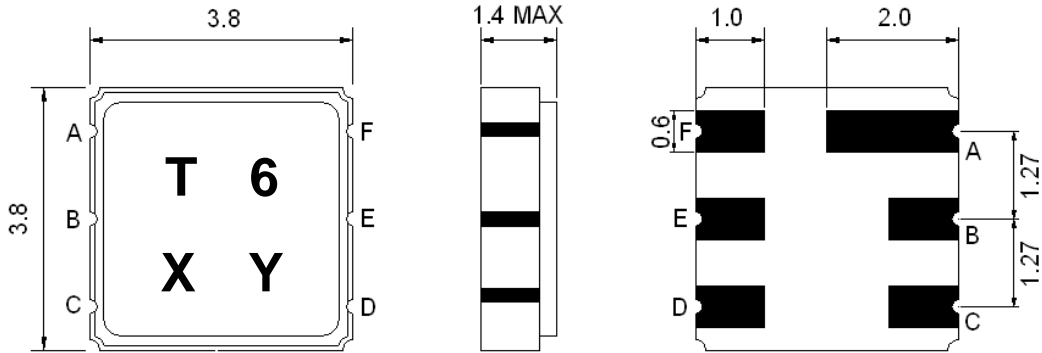
Parameters Description	Unit	Minimum	Typical	Maximum
Operating Temperature Range	°C	-30	-	+85
Storage Temperature Range	°C	-40	-	+85
Maximum DC Voltage	V	-	-	0
Maximum Input Power	dBm	-	-	10
Source Impedance (single ended) ⁽¹⁾	Ω	-	50	-
Load Impedance (single ended) ⁽¹⁾	Ω	-	50	-
Package type & size	P			
Length x Width	mm ²	-	3.8 x 3.8	-
Height	mm	-	-	1.4

Electrical Specification

Parameters Description	Unit	Minimum	Typical	Maximum
Center Frequency (Fo)	MHz	-	1090.0	-
Insertion Loss within 1075.0 ~ 1105.0 MHz	dB	-	1.5	3.0
Amplitude Ripple within 1085.0 ~ 1095.0 MHz	dB _{p-p}	-	0.15	0.5
Attenuation:				
D.C ~ 970.0 MHz	dB	25	28	-
1150.0 ~ 1300.0 MHz	dB	25	32	-
VSWR within 1075.0 ~ 1105.0 MHz	-	-	1.6	2.1

Notes : (1) No Matching Network

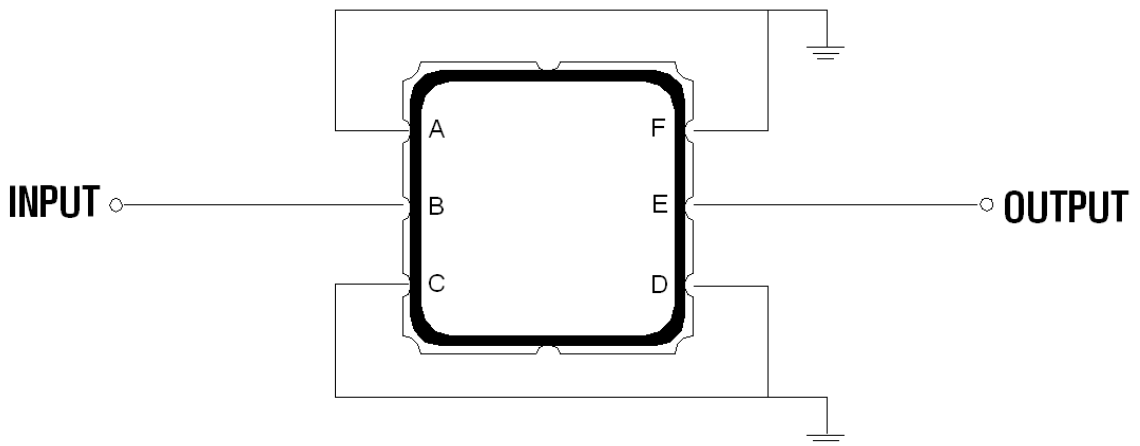
Package Dimensions



Marking Descriptions	
T	CA-TV Application
6	Series Number
X	Date Code(Year)
Y	Date Code(Month)

Pin Description	
A, C, D, F	Ground
B	Input
E	Output

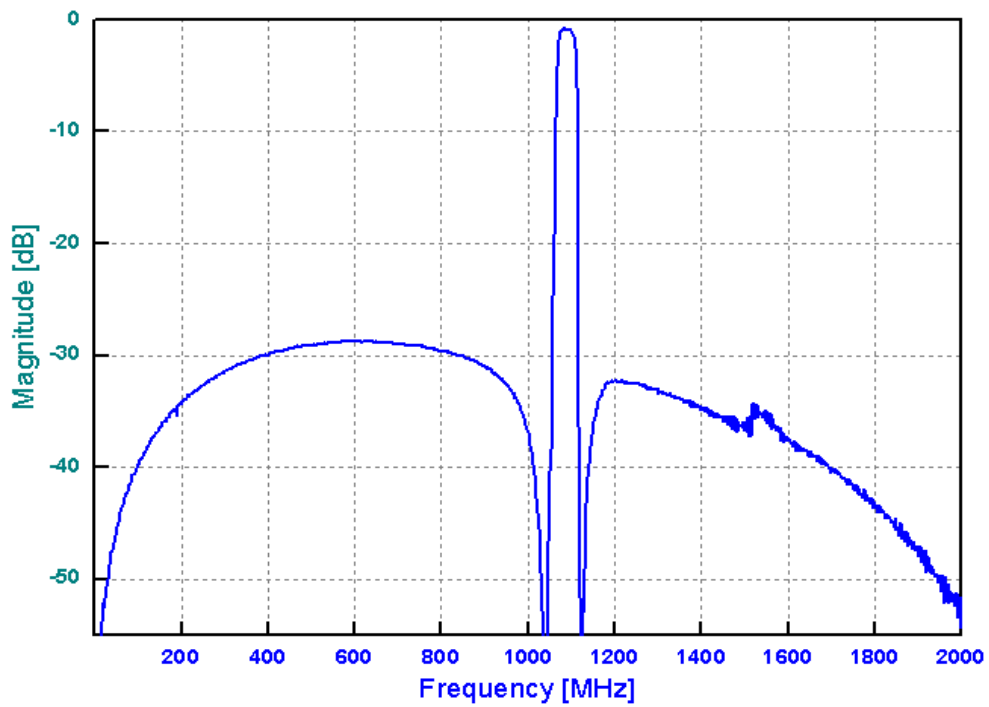
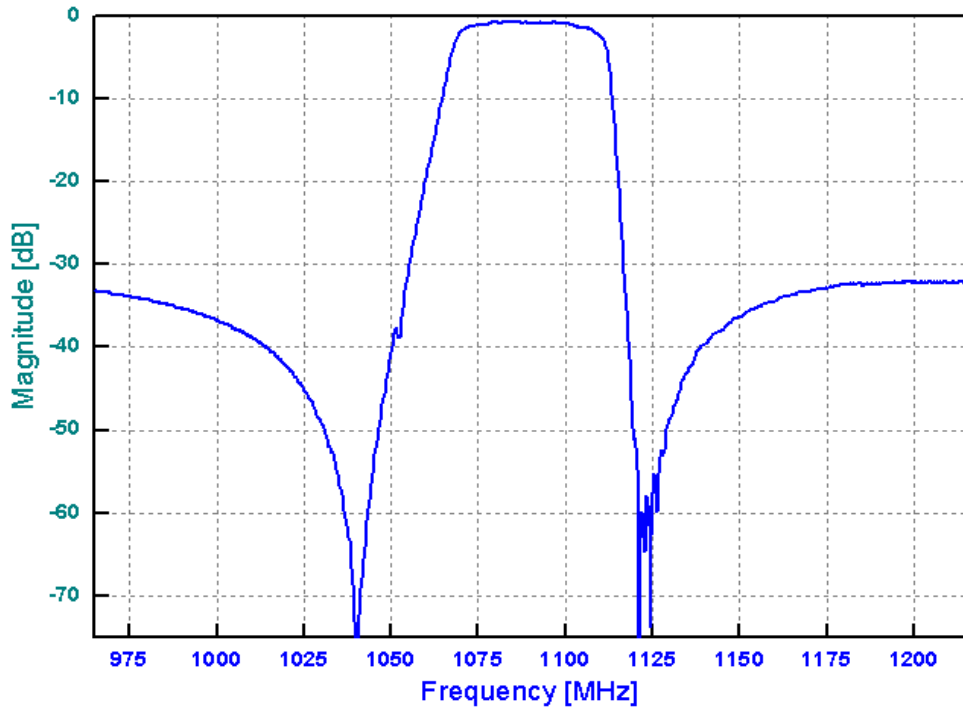
Testing Environment



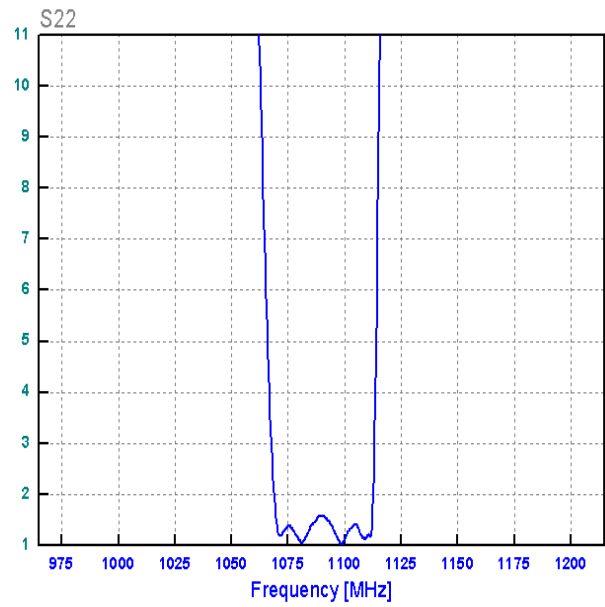
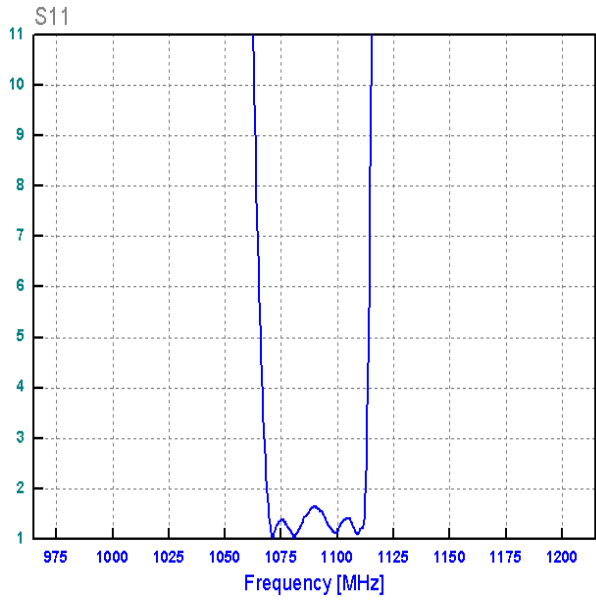
Source & Load Impedance: 50 Ω

□ Frequency Characteristics

Frequency Response



VSWR



Smith Chart

